

OUR TOP 10 PLANTS FOR EVERY SEASON



Spring - Summer - Autumn - Winter



SPRING

Spring

LECHENAULTIA BILOBA

Blue Lechenaultia



A striking WA native wildflower with an abundance of bright blue blooms perfect for rockeries or in free draining pots.

SIZE	Prostrate shrub (0.3m H x 0.3m W)
SOIL	Sandy, perfectly draining soil
PH	6-7
SUN	Full sun
WATER	Occasional deep watering in summer
FLOWERS	Vivid blue flowers in spring
WILDLIFE	Food for native pollinators, bees and butterflies. Habitat for invertebrates
USE	Needs perfect drainage so it's ideal for rockeries or in pot gardens

HIBBERTIA HYPERICOIDES

Yellow Buttercups



A beautiful spreading shrub with pretty yellow flowers that can grow in almost any garden.

SIZE	Low spreading shrub (0.8m H x 1m W)
SOIL	Grows in most soil types
PH	5.5-7
SUN	Full sun
WATER	Moderate watering is necessary during dry periods
FLOWERS	Yellow flowers in spring
WILDLIFE	Food source for bobtail lizard
USE	Looks great in the lower or wetter parts of the garden

DAMPIERA DIVERSIFOLIA

Kangaroo Lobelia

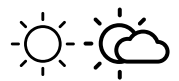


A suckering plant with bright blue-purple flowers.

SIZE	Suckering ground cover (0.4m H x 1m W)
SOIL	Well draining sandy, loam or clay-loam soil
PH	5.5-7
SUN	Partly shaded, dappled sunlight
WATER	Drought tolerant
FLOWERS	Small blue to purple flower in spring to summer
WILDLIFE	Attracts bees, butterflies, and other insects
USE	Groundcover, and rockery planting, and pot planting

MELALEUCA LANCEOLATA

Moonah Tree



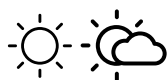
A tough coastal tree with papery bark. This tree stands out in Coastal areas when its bark is twisted and bent by the wind.

SIZE	Tall shrub to small tree (4-10m H x 3-6m W)
SOIL	Sandy, Alkaline soils
PH	6-7.5
SUN	Full sun to part shade
WATER	Drought-hardy
FLOWERS	Soft white bottlebrush-like flowers in spring to summer
WILDLIFE	Flowers attract nectar-feeding birds
USE	Sculptural feature tree, shade tree, or windbreak

Spring

ACACIA SALIGNA

Golden Wreath Wattle

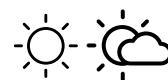


A fast growing small tree with a weeping habit that is great for soil erosion control and soil improvement.

SIZE	Tall shrub to small tree (7m H x 5m W)
SOIL	Most soils, including heavy soil
PH	6-8
SUN	Full sun to part shade
WATER	Drought-hardy
FLOWERS	Round golden yellow flower heads during spring
WILDLIFE	Pollen rich flowers attract native bees, overflies, and other insects
USE	Ideal for new gardens or gardens with nutrient-poor soils

THRYPTOMENE SAXICOLA

Rock Thryptomene

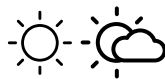


A very adaptable small shrub with beautiful dainty flowers that can even grow in part shade.

SIZE	Small shrub (1m W x 1m H)
SOIL	Adaptable but prefers well draining soil
PH	5.5-6.5
SUN	Full sun to part shade
WATER	Water deeply until established
FLOWERS	Dainty pink flowers from the end of winter to spring
WILDLIFE	Attracts butterflies and insects, which in turn attract small insectivorous birds
USE	Cut flowers, background shrub

ANIGOZANTHOS FLAVIDUS

Tall Kangaroo Paw

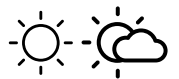


A statement plant in any garden and the most hardy and long lived of this popular group.

SIZE	Clumping perennial (2m W x 3m H)
SOIL	Most soil types; tolerates occasional wet feet
PH	6-7
SUN	Full sun to light shade
WATER	Needs lots of water in flowering season
FLOWERS	Thick paw-like flowers on long stems in various colours (green, yellow, orange, red)
WILDLIFE	Attracts bees and nectar eating birds
USE	Cut flower, erosion control

PATERSONIA OCCIDENTALIS

Purple Flag



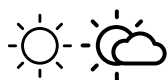
A hardy, easy-to-grow clumping plant with attractive grey-green, strap-like foliage and striking blue to purple flowers that look like miniature irises.

SIZE	Small clumping plant (0.3-0.5m W x 0.3-0.5m H)
SOIL	Well-drained sandy or loamy soils
PH	5.5-7
SUN	Full sun to part shade
WATER	Low once established; drought-tolerant but appreciates occasional watering in dry periods
FLOWERS	Blue to purple, iris-like flowers in late spring to early summer
WILDLIFE	Attracts native bees and pollinating insects
USE	Ideal for rockeries, borders, and waterwise landscapes

Spring

VERTICORDIA PLUMOSA

Plumed Featherflower

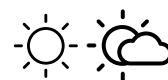


A showy small shrub with silver fragrant foliage and masses of scented pink to purple flowers.

SIZE	Small shrub (1m W x 0.6m H)
SOIL	Needs very well draining soil
PH	5.5-6.5
SUN	Full sun to light shade
WATER	Waterwise, drought hardy
FLOWERS	Scented pink to purple flowers
WILDLIFE	Provides habitat for invertebrates
USE	Very ornamental and ideal as pot flower


CONOSTYLIS CANDICANS

Cottonheads



A small grass-like perennial with long strappy silver leaves and stems with bright yellow flower heads.

SIZE	Small clumping perennial (0.4m W x 0.4m H)
SOIL	Well drained soil
PH	5.5-6.5
SUN	Full sun to light shade
WATER	Drought tolerant but water well in hot summer months
FLOWERS	Yellow
WILDLIFE	Provides habitat for Invertebrates, and reptiles
USE	Border, grassland planting, pot planting



SUMMER

summer

MELALEUCA LATERITIA

Robin Red Breast Bush



A beautiful medium shrub with bright red to orange flowers in summer and autumn.

SIZE	Medium shrub (2m Hx 1.5m W)
SOIL	Prefers well-drained moist soil but will survive in most soils
PH	6-6.5
SUN	Prefers full sun but will survive in most situations
WATER	Low water requirements once established
FLOWERS	Red flowers in summer and autumn
WILDLIFE	Very attractive to honey eaters
USE	Feature plant, wet spots

CORYMBIA FICIFOLIA

Flowering Gum

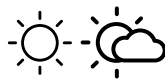


One of the most iconic WA natives. A great shade tree and one of the best gum trees for producing bright flowers. Go for a grafted cultivar that's more resilient to Perth's heat.

SIZE	Small tree (4-10m)
SOIL	Well-drained sandy loam
PH	6-7
SUN	Full sun
WATER	Regular watering during establishment; minimal watering once mature
FLOWERS	Numerous cultivars with red, orange, and pink flowers
WILDLIFE	Bird-attracting, supports pollinators
USE	Feature tree or shade tree for small gardens

BANKSIA LITTORALIS

Western Swamp Banksia

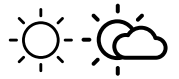


A fast growing tree that is particularly good for coastal areas and damp areas along watercourses.

SIZE	Large shrub to a small tree (12m H x 8m W)
SOIL	Most soil types; moist but well draining
PH	5.5-6.5
SUN	Full sun to part shade
WATER	Benefits from deep-watering in summer
FLOWERS	Bright yellow flowers from winter to summer
WILDLIFE	Attracts nectar eating birds
USE	Feature tree, windbreak, and to control soil erosion

CHAMELAUCIUM UNCINATUM

Geraldton Wax



One of Australia's most famous wildflowers and is widely used as a cut flower.

SIZE	Tall shrub (2-3m)
SOIL	Sandy soil
PH	6-7
SUN	Full sun to semi shade
WATER	Drought tolerant once established
FLOWERS	Pink to purple waxy flowers from winter to summer
WILDLIFE	Excellent for bees and butterflies
USE	Hedging or cut flower garden

summer

BRACHYSCOME IBERIDIFOLIA

Swan River Daisy

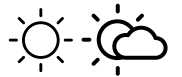


An annual daisy that's popular for pots and hanging baskets.

SIZE	Ground cover (0.5m H x 0.3m W)
SOIL	Sandy or clay soil
PH	6-8
SUN	Full sun
WATER	Water deeply during growing season
FLOWERS	Daisy flowers with bright blue-purple and white flowers
WILDLIFE	Attracts bees and butterflies
USE	Easy care bedding, borders, rockeries, pots and hanging baskets

GREVILLEA 'MOONLIGHT'

Grevillea



A tough and adaptable tall shrub with an abundance of creamy flowers in spring and summer but recurring throughout the year.

SIZE	Tall shrub (4m W x 5m H)
SOIL	Most Soils, well draining
PH	5.5-6.5
SUN	Full sun to light shade
WATER	Drought tolerant
FLOWERS	Large creamy spider flowers most of the year
WILDLIFE	Bird-attracting
USE	Great feature plant or informal hedging

SCAEVOLA CRASSIFOLIA

Thick-leaved Fanflower



An easy-to-grow, small, spreading shrub with glossy green foliage and attractive blue flowers.

SIZE	Small spreading shrub (1-1.5m W x 0.8m H)
SOIL	Sandy to gravel soils
PH	6-7.5
SUN	Full sun
WATER	Extremely drought tolerant
FLOWERS	Lavender blue or clear blue fan flowers
WILDLIFE	Provides habitat for invertebrates, reptiles, and frogs
USE	Ideal for coastal gardens

PIMELEA FERRUGINEA

Rice Flower



A low growing dense shrub with glossy green leaves and an abundance of pink or white flowers in spring and summer.

SIZE	Small mounding shrub (0.7m W x 1m H)
SOIL	Most soils
PH	6-7
SUN	Full sun
WATER	Regular watering during establishment is beneficial
FLOWERS	Small clusters of flowers in pink or white during spring and summer
WILDLIFE	Attracts butterflies
USE	An ideal addition to rockeries or general garden beds

summer

BEAUFORTIA PURPUREA

Purple Beaufortia



A compact hardy shrub purple-red flowers in spring and summer that's ideal for rocky slopes.

SIZE	Small shrub (1m W x 0.3-1.5m H)
SOIL	Light to heavy well-drained soils
PH	6-7.5
SUN	Dappled shade to full sun
WATER	Consistent moisture until established
FLOWERS	Red-purple tubular flowers
WILDLIFE	Provides habitat for invertebrates, birds, reptiles, and frogs
USE	On rocky slopes, pot plant


HAKEA FRANCISIANA

Grass-Leaf Hakea or Emu Tree



A tall shrub with blue green foliage and long flowers in a red-purple or cream colour.

SIZE	Tall shrub (4m W x 5m H)
SOIL	Sandy loam or clay loam
PH	5.5-7
SUN	Full sun to light shade
WATER	Drought hardy
FLOWERS	Long spiky red-purple or cream with pink flowers
WILDLIFE	Attracts nectar feeding birds
USE	Screening or feature shrub

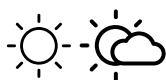


AUTUMN

autumn

HAKEA LAURINA

Pincushion Hakea



Best known for its unique pincushion-like flowers that stand out beautifully against slender, bluish-green foliage.

SIZE	Large shrub to small tree (2-4m W x 3-6m H)
SOIL	Well-drained sandy, loamy, or gravelly soils
PH	5.5-7
SUN	Full sun to light shade
WATER	Drought-tolerant once established
FLOWERS	Round, showy “pincushion” flowers in red, pink, and cream; blooms late autumn to winter
WILDLIFE	Attracts nectar-feeding birds and pollinators
USE	Great as a feature tree or screening plant

BANKSIA MENZIESII

Firewood Banksia



A show-stopping Western Australian native, with large vibrant flower cones and silvery serrated foliage.

SIZE	Small tree or large shrub (2-4m W x 2-5m H)
SOIL	Well-drained sandy or gravelly soils
PH	5.5-7
SUN	Full sun
WATER	Drought-tolerant once established; dislikes humid or waterlogged conditions
FLOWERS	Large cylindrical flower spikes in pink, red, orange, or yellow; blooms mainly autumn to winter
WILDLIFE	Attracts nectar-feeding birds, insects, and small mammals
USE	Excellent as a feature plant, for habitat planting, and cut flowers

BEAUFORTIA SPARSA

Swamp Bottlebrush



A showy versatile plant that performs best in moist conditions.

SIZE	Medium shrub (2m W x 3m H)
SOIL	Heavy to light moist soil
PH	5.5-7
SUN	Part to full sun
WATER	Needs watering throughout the year
FLOWERS	Bright orange-red bottlebrush flowers from summer to autumn
WILDLIFE	Honey eater attracting
USE	Well suited to swampy areas and river banks

SENNA ARTEMISIOIDES

Silver Senna



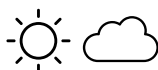
A woody shrub with a silvery appearance that improves the soil fertility through nitrogen 'fixing'.

SIZE	Tall shrub (1-3m W x 1-3m H)
SOIL	Fast draining sandy soil
PH	6.6-8.5
SUN	Full sun
WATER	Once established, this species needs no additional watering
FLOWERS	Bright yellow flowers from autumn to winter
WILDLIFE	Attracts insects and small birds
USE	Use in a naturalistic or cottage garden

autumn

KUNZEA BAXTERI

Crimson Kunzea

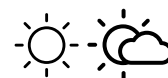


A great feature or screening plant with bright red brush-like flowers and fine foliage.

SIZE	Tall Shrub (5m W x 4m H)
SOIL	Sandy to loam soil with good drainage
PH	5.5-7
SUN	Full sun to light shade
WATER	Drought-tolerant once established; tolerates occasional watering
FLOWERS	Bright red, brush-like clusters; blooms late winter through spring
WILDLIFE	Highly attractive to nectar-feeding birds, bees, and other pollinators
USE	Feature or screening shrub

LEPTOSPERMUM 'PINK CASCADE'

Cascading Tea Tree



A beautiful weeping tea tree with arching branches covered in masses of soft pink flowers.

SIZE	Low-growing shrub (1.5-2.5m W x 0.5-1m H)
SOIL	Well-drained sandy or loamy soils
PH	5.5-7.5
SUN	Full sun to part shade
WATER	Drought-tolerant once established; benefits from occasional watering in dry spells
FLOWERS	Small soft-pink blooms that densely cover stems from spring to autumn
WILDLIFE	Attracts bees and other pollinators
USE	Ideal for cascading over walls, bank stabilisation, large pots, or as a ground-hugging feature

LAMBERTIA INERMIS

Chittick



An erect spreading shrub with bright orange or yellow flowers that grows in most soils.

SIZE	Tall shrub (2-3m W x 2-6m H)
SOIL	Well-draining soils including clay
PH	5.5-7
SUN	Protected spot in part shade
WATER	Low watering
FLOWERS	Tubular bright yellow or orange flowers on various times throughout the year
WILDLIFE	A favourite of nectar-feeding birds and pollinators
USE	Great as a screening plant

VIOLA BANKSII

Native Violet



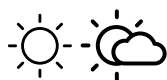
A groundcover with small flowers and one of the few plants that can grow well in shade.

SIZE	Groundcover (1-2m W x 5-15cm H)
SOIL	Moist, well-drained loamy or sandy soil
PH	5.5-7
SUN	Best in part shade to full shade
WATER	Prefers regular moisture; tolerates short dry spells once established
FLOWERS	Small purple and white blooms, most prolific in spring to autumn, but can flower year-round in mild climates
WILDLIFE	Attracts small insects and provides habitat for frogs and lizards in damp gardens
USE	Ideal for understorey planting, between stepping stones, hanging baskets, or as a lawn alternative in low-traffic areas

autumn

GREVILLEA 'PINK MIDGET'

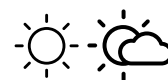
Pink Midget Grevillea



A delightful dwarf shrub with pink spider flowers and fine, narrow foliage ideal for soft borders.

SIZE	Groundcover to low shrub (0.5-1m W x 0.3-0.5m H)
SOIL	Well-drained sandy or loamy soil
PH	5.5-7
SUN	Full sun to part shade
WATER	Drought-tolerant once established
FLOWERS	Small pink spider flowers; blooms intermittently throughout the year, with peaks in spring and autumn
WILDLIFE	Attracts bees, butterflies, and small nectar-feeding birds
USE	Perfect for borders or in pots

BANKSIA SPINULOSA 'BIRTHDAY CANDLES'



A tough, low-growing shrub with golden-yellow flower spikes tipped with red, perfect for borders, rockeries, and pots.

SIZE	Compact shrub (1m W x 0.5m H)
SOIL	Full sun to part shade
PH	6-7
SUN	Well-drained sandy or loamy soils
WATER	Low once established
FLOWERS	Golden-yellow cones from autumn to spring
WILDLIFE	Attracts birds, bees, and butterflies
USE	Borders, pots, rockeries, habitat gardens



WINTER

winter

EREMOPHILA NIVEA

Silver Emu Bush

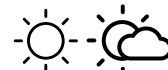


A medium shrub with distinctive silvery soft appearance and beautiful purple flowers in winter and spring.

SIZE	Small shrub (1–1.5m W × 1–1.5m H)
SOIL	Well-drained sandy or gravelly soils
PH	6–7
SUN	Full sun (essential for best colour and flowering)
WATER	Very drought-tolerant once established
FLOWERS	Purple tubular flowers; mainly bloom in late winter to spring, occasional flowering at other times
WILDLIFE	Attracts nectar-feeding birds
USE	Ideal as a feature shrub, in rockeries, coastal gardens, or Mediterranean-style landscapes

LEPTOSPERMUM SERICEUM

Silver Tea Tree



A compact, ornamental shrub native to the south coast of WA and features soft, silvery-grey foliage and beautiful deep pink to magenta flowers that contrast strikingly against its leaves.

SIZE	Small shrub (1–1.5m W x 1–2m H)
SOIL	Well-drained sandy or gravelly soils
PH	5.5–7
SUN	Full sun to part shade
WATER	Drought-tolerant once established
FLOWERS	Bright pink to magenta blooms; main flowering in winter
WILDLIFE	Attracts bees and pollinators
USE	Great as a feature shrub, in coastal gardens

CHORIZEMA CORDATUM

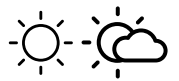
Heart-leaf Flame Pea



A vibrant, eye-catching shrub known for its heart-shaped leaves and masses of vivid orange, pink, and red pea flowers.

SIZE	Small shrub or scrambling climber (1-2m W x 0.5–1.5m H)
SOIL	Well-drained sandy, loamy, or gravelly soils
PH	5.5-7
SUN	Best in part shade
WATER	Moderately drought-tolerant once established; appreciates occasional watering
FLOWERS	Bright orange-pink-red pea flowers; blooms in late winter through spring
WILDLIFE	Attracts native bees and insects
USE	Ideal for understorey planting, cottage gardens, containers, or spilling over walls and banks

EREMOPHILA GLABRA 'BLUE HORIZON'



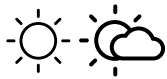
A compact dense groundcover with soft blue-grey foliage and tubular yellow flowers that bloom in winter.

SIZE	Groundcover (1m W x 0.25m H)
SOIL	Prefers free-draining soil; tolerates heavier soils in dry climates
PH	6-7.5
SUN	Full sun to light shade
WATER	Drought-tolerant once established
FLOWERS	Bright yellow tubular blooms in winter
WILDLIFE	Attracts nectar-feeding birds, native bees, and beneficial insects
USE	Ideal as a dense groundcover, in mass plantings or border planting

winter

TEMPLETONIA RETUSA

Cookies Tongue



An evergreen medium shrub with large red pea shaped flowers during winter and spring.

SIZE	Medium shrub (3m W x 2m H)
SOIL	Loam or well draining clay
PH	6-7
SUN	Full sun to part shade
WATER	Drought tolerant
FLOWERS	Vibrant red pea flowers in winter
WILDLIFE	Provides habitat for invertebrates, birds, reptiles, and frogs
USE	Great as a feature plant

EUCALYPTUS CAESIA

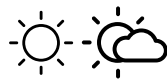
Silver Princess



A beautiful small tree admired for its weeping form, silvery white bark, and large pink-red flowers in winter.

SIZE	Small tree (3-5m W x3-8m H)
SOIL	Well-drained sandy or loamy soils
PH	6-7.5
SUN	Full sun
WATER	Drought-tolerant once established
FLOWERS	Large pink-red flowers with prominent yellow stamens; blooms in winter
WILDLIFE	Attracts birds, bees, and small mammals
USE	Ideal as a feature tree

GREVILLEA 'WINTER DELIGHT'



A low-growing hybrid grevillea with soft grey-green foliage and clusters of pink and cream flowers.

SIZE	Groundcover (1-1.5m W x 0.3m H)
SOIL	Well-drained sandy or loamy soils
PH	5.5-7
SUN	Full sun to part shade
WATER	Drought-tolerant once established
FLOWERS	Pink and cream spider flowers; blooms from late autumn to winter
WILDLIFE	Attracts small nectar-feeding birds and bees
USE	Excellent for groundcover, native borders, or mass planting

BANKSIA CANDOLLEANA

Propeller Banksia



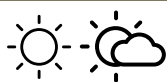
A striking and unusual low-growing shrub known for its large, serrated grey-green leaves and showy yellow flower spikes in winter.

SIZE	Small shrub (1-2m W x 0.5-1m H)
SOIL	Sandy soils with excellent drainage
PH	5.5-7
SUN	Full sun
WATER	Very drought-tolerant
FLOWERS	Large, pale yellow cylindrical spikes with blooms in winter
WILDLIFE	Attracts birds, insects, and small mammals
USE	Great as a feature shrub, in coastal gardens, or for native habitat planting

winter

ACACIA PULCHELLA

Prickly Moses



One of the region's most common bushland species. In winter and early spring, it puts on a vibrant display of golden yellow, fluffy ball-shaped flowers.

SIZE	Medium shrub (1-2m W x 0.5-1.5m H)
SOIL	Well-drained sandy or clay soils; tolerates coastal and low-lying areas
PH	5.5-7.5
SUN	Full sun to part shade
WATER	Low once established
FLOWERS	Golden yellow, fluffy, winter to early spring
WILDLIFE	Attracts native bees and other pollinators; provides habitat for small birds and insects
USE	Habitat gardens, coastal or dry sites, erosion control

MELALEUCA FULGENS

Scarlet Honey Myrtle



A striking native shrub known for its vibrant bottlebrush-like flowers and fine, aromatic foliage.

SIZE	Medium shrub (1.5-2mW x 1.5-3m H)
SOIL	Well-drained sandy or gravelly soils
PH	5.5-7
SUN	Full sun
WATER	Drought-tolerant once established
FLOWERS	Bright red, orange, or pink bottlebrush-shaped blooms from late winter through summer
WILDLIFE	Attracts nectar-feeding birds, bees, and butterflies
USE	Ideal as a feature plant or for informal screening

FOLIAGE

foliage

EUCALYPTUS MACROCARPA

Mottlecah



One of WA's most spectacular small trees. Famous for its large, silver-grey leaves and big crimson flowers, it makes a bold statement in any native or water-wise garden.

SIZE	Small mallee tree (2-4m W x 1.5-4m H)
SOIL	Well-drained sandy or gravelly soils
PH	5.5-7.5
SUN	Full sun (essential for best flowering)
WATER	Very drought-tolerant once established
FLOWERS	Big red to pink flowers with contrasting yellow stamens from late autumn to spring
WILDLIFE	Attracts nectar-feeding birds, bees, and other pollinators
USE	Perfect as a feature or sculptural tree

MAIREANA OPPOSITIFOLIA

Silvery Bluebush

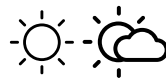


A very hardy shrub native to inland Australia with unique grey-blue foliage that looks like it's moving in the wind, making it ideal for dry gardens and coastal gardens.

SIZE	Small shrub (0.5-1.2m W x 0.5-1.2m H)
SOIL	Adaptable to clay, loam, and sandy soils
PH	7-8.5
SUN	Full sun
WATER	Very drought-tolerant once established
FLOWERS	Inconspicuous; greenish-pink fruiting structures form in summer and autumn
WILDLIFE	Provides shelter for small animals; valuable in grazing and restoration ecosystems
USE	Excellent for low-maintenance, dry, or coastal gardens, erosion control, and native hedging

AGONIS FLEXUOSA 'BURGUNDY'

'After Dark' Peppermint Tree

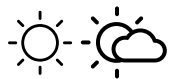


A striking cultivar with impressive deep burgundy to almost black foliage and elegant weeping habit.

SIZE	Medium shrub to small tree (2-4m W x 3-6m H)
SOIL	Well-drained sandy, loamy, or clay loam soils
PH	6-7.5
SUN	Full sun to part shade (best foliage colour in full sun)
WATER	Drought-tolerant once established
FLOWERS	Small white flowers in spring (less showy than the foliage)
WILDLIFE	Provides shelter and attracts birds
USE	Stunning as a feature plant, hedge, or screen.

ADENANTHOS SERICEUS

Woolly Bush



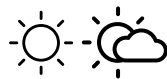
A soft-textured shrub or small tree loved for its fine, silky foliage that shimmers in the light and is nice to touch. Some even use it as a small native Christmas tree.

SIZE	Shrub or small tree (1.5-3m W x 2-5m H)
SOIL	Well-drained sandy or gravelly soils
PH	5.5-7
SUN	Full sun to part shade
WATER	Drought-tolerant once established; enjoys some summer watering in very dry inland areas
FLOWERS	Small red tubular flowers nestled within the foliage; blooms intermittently year-round, most visible in spring to summer
WILDLIFE	Attracts nectar-feeding birds and provides habitat
USE	Ideal for screening, hedging, coastal planting, or as a feature shrub/tree

foliage

RHAGODIA SPINESCENS

Aussie Flat Bush

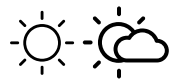


A compact, dense, and highly adaptable groundcover form of native saltbush. Bred for low spreading habit and neat appearance, it's an excellent choice for mass planting in low maintenance gardens.

SIZE	Groundcover (1-2m W x 0.3-0.5m H)
SOIL	Tolerates a wide range of soils (sandy, loamy, clay)
PH	7-8.5
SUN	Full sun to part shade
WATER	Very drought-tolerant once established; also tolerates occasional wet feet
FLOWERS	Small, non-showy; followed by small reddish fruit
WILDLIFE	Provides shelter for small birds and insects
USE	Ideal for groundcovers, bank stabilisation, or mass planted in low maintenance gardens

DIANELLA REVOLUTA

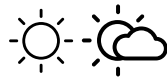
Blue Flax Lily



A hardy, clumping perennial native to much of Australia and is often used in modern architectural gardens for its clean, strappy blue-green foliage.

SIZE	Grass-like perennial (0.3-0.6m W x 0.3-0.9m H)
SOIL	Well-drained sandy, loamy, or gravelly soils
PH	6-7.5
SUN	Full sun to part shade
WATER	Drought-tolerant once established
FLOWERS	Blue-purple, star-shaped with bright yellow stamens in spring to early summer
WILDLIFE	Attracts bees to flowers and birds to berries
USE	Excellent for borders, understorey planting, mass plantings, or erosion control

LOMANDRA LONGIFOLIA 'GREAT WHITE'

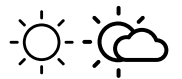


A a variegated cultivar of the tough and adaptable *Lomandra longifolia*, an ornamental grass-like plant known for its striking green and cream-striped foliage, making it an eye-catching feature in native gardens.

SIZE	Grass-like plant (0.6–0.8m W x 0.6–0.8m H)
SOIL	Tolerates sandy, loamy, or clay soils; needs good drainage in humid areas
PH	6-7.5
SUN	Full sun to part shade
WATER	Drought-tolerant once established; also handles occasional wet periods
FLOWERS	Pale yellow, spiky flowers in spring to summer (often hidden within the foliage)
WILDLIFE	Provides shelter for small animals and insects; flowers attract pollinators
USE	Excellent for borders, feature planting, mass planting, containers, or erosion control

CALLISTEMON SALIGNUS 'GREAT BALLS OF FIRE'

Red-Tipped Bottlebrush Hedge

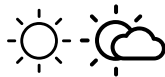


A vibrant shrub grown for its spectacular year-round red new growth rather than flowers, making it a standout ornamental hedge or feature shrub.

SIZE	Medium shrub (1–2m W x 1–2m H) (can be pruned to shape)
SOIL	Well-drained sandy, loamy, or clay soils
PH	6-7.5
SUN	Full sun to part shade
WATER	Drought-tolerant once established
FLOWERS	Rare or sparse flowering; this cultivar is grown for its foliage colour
WILDLIFE	Provides habitat and shelter, especially in hedges
USE	Ideal for hedging, borders, feature planting, or containers

foliage

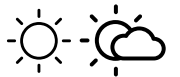
MELALEUCA LINARIIFOLIA 'CLARET TOPS'



A compact, colourful cultivar of the classic Snow-in-Summer. It's grown for its striking red-tinted new growth, which contrasts beautifully with the fine, mid-green mature foliage.

SIZE	Medium shrub (1-1.5m W x 1-1.5m H) (can be kept smaller with pruning)
SOIL	Tolerates a wide range of soils (sandy, clay, or loamy)
PH	6-7.5
SUN	Full sun to part shade
WATER	Drought-tolerant once established; tolerates periodic wet conditions
FLOWERS	Occasional fluffy white "bottlebrush" flowers in late spring to summer
WILDLIFE	Provides shelter and food for pollinators when in flower
USE	Ideal for compact hedging, low borders, or feature foliage planting

WESTRINGIA DAMPIERI Shore Westringia



A very hardy shrub native to inland Australia with unique grey-blue foliage that looks like it's moving in the wind, making it ideal for dry gardens and coastal gardens.

SIZE	Spreading groundcover (1-2m W x 0.2-0.4m H)
SOIL	Well-drained sandy or coastal soils
PH	6-8
SUN	Full sun to part shade
WATER	Very drought-tolerant once established
FLOWERS	Pale blue to lavender-purple; main flush in spring to summer
WILDLIFE	Attracts native bees and small insects; provides ground-level shelter
USE	Ideal for coastal planting, groundcovers, rockeries, verge gardens, and mass planting

SHADE

BACKHOUSIA CITRIODORA

Lemon Myrtle



A fragrant native shrub or small tree with lush green leaves that can be used in teas or desserts and creamy white flowers in autumn that attract butterflies and beneficial insects.

SIZE	Tall shrub to small tree (3m W x 3m H in Perth gardens) (up to 8m in native habitat)
SOIL	Moist, fertile, well-drained
PH	5.5-6.5
SUN	Part shade ideal; tolerates full sun with summer protection
WATER	Moderate; prefers consistent moisture but not waterlogged
FLOWERS	Creamy white sprays in autumn
WILDLIFE	Attracts butterflies and beneficial pollinators
USE	Edible bushfood (teas, desserts, savoury dishes); hedge or screening shrub

BORONIA MEGASTIGMA

‘HEAVEN SCENT’

Silvery Bluebush

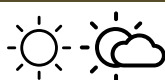


A very hardy shrub native to inland Australia with unique grey-blue foliage that looks like it’s moving in the wind, making it ideal for dry gardens and coastal gardens.

SIZE	Compact, erect shrub (0.75m W x 1m H)
SOIL	Moist, well-drained, rich soil
PH	5.5-7
SUN	Best in part shade (avoid hot afternoon sun and protect from hot winds)
WATER	Regular watering; soil should stay moist but not soggy
FLOWERS	Brown and yellow bell-shaped flowers in spring; intensely fragrant
WILDLIFE	Attracts pollinators like bees
USE	Sensory gardens, pots/containers, cut flower gardens

CORREA 'DUSKY BELLS'

Native Fuchsia



A hardy dark green shrub with subtle pink flowers in the colder months.

SIZE	Small shrub (1.5m W x 0.6-1m H)
SOIL	Tolerant of most soils; moist but well drained
PH	5.5-7
SUN	Full sun to part shade (will tolerate more shade but produces less flowers)
WATER	Can endure dry spells but prefers moist soil
FLOWERS	Small sandy pink bell flowers
WILDLIFE	Attracts small birds
USE	Great for shrubberies or as a filler plant

LOMANDRA LONGIFOLIA 'TANIKA'



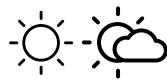
A tough, low-maintenance strappy leaf plant with soft, fine green foliage. It looks great mass planted to soften paths or fill out garden beds and works well in both formal and naturalistic landscapes.

SIZE	Grass-like shrub (0.65m W x 0.6m H)
SOIL	Tolerates most soils; prefers well-drained
PH	6-8
SUN	Full sun to part shade
WATER	Low once established
FLOWERS	Small yellow flower spikes in spring
WILDLIFE	Provides habitat and shelter
USE	Mass planting, borders, verges, erosion control

shade

DARWINIA CITRIODORA

Lemon-scented Darwinia

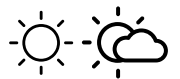


A delicate, softly mounding shrub with fine, citrus-scented foliage and clusters of red and green bell-shaped flowers in spring.

SIZE	Small shrub (1m W x 0.5-1m H)
SOIL	Well-drained sandy or gravelly soils
PH	5.5-7
SUN	Full sun to part shade (Best in dappled morning sun and afternoon shade; will survive in more shade but produce less flowers)
WATER	Low to moderate; prefers some summer watering
FLOWERS	Small clusters of lantern-like yellow orange-red blooms
WILDLIFE	Attracts bees, butterflies, and small birds
USE	Sensory gardens, native borders, rockeries, low informal hedges

DICHONDRA REPENS

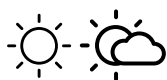
Kidney Weed



A soft, spreading groundcover with small, rounded green leaves that form a dense, low mat. It's great as a lawn alternative, between pavers, or under trees where grass struggles.

SIZE	Groundcover (2-5 cm high × spreading indefinitely)
SOIL	Moist, well-drained; tolerates a range of soil types
PH	6-7
SUN	Full sun to full shade (best in part shade)
WATER	Moderate; keep moist in dry periods
FLOWERS	Tiny pale green-yellow flowers in spring/summer
WILDLIFE	Low habitat value; used for ground cover
USE	Lawn substitute, between pavers, shady areas, pots

ACMENA SMITHII 'GOODBYE NEIGHBOURS'



A fast-growing Lilly pilly variety that grows into a dense hedge with glossy green leaves and striking bronze-red new growth. Perfect for creating privacy in narrow spaces, even in part shade.

SIZE	Hedge (2-3m W x 4-6m H)
SOIL	Moist, well-drained; suits a variety of soils including clay
PH	6-7.5
SUN	Full sun to part shade (Will survive in more shade)
WATER	Moderate; drought-tolerant once established
FLOWERS	Small white flowers in spring/summer; followed by purple berries
WILDLIFE	Attracts birds and pollinators
USE	Privacy screen, hedge, narrow spaces, suburban gardens

VIOLA HEDERACEA

Native Violet



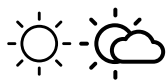
Grows better in shade but produces less flowers than Viola banksii. It's best suited to shady, moist spots, where it forms a lush carpet, though it flowers less in deeper shade.

SIZE	Groundcover (5-15 cm high × spreading)
SOIL	Moist, well-drained; tolerates clay with improvement
PH	6-7
SUN	Part shade to full shade
WATER	Regular moisture preferred
FLOWERS	Purple and white flowers in spring to autumn; fewer flowers in deep shade
WILDLIFE	Attracts bees and native insects
USE	Understory planting, between pavers, damp shaded areas

shade

DIANELLA CAERCUA 'CASSA BLUE'

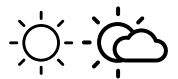
Blue Flax Lily



A tough, compact, and low-maintenance grass-like plant perfect for Perth's hot, dry conditions — even in part shade.

SIZE	Small grass-like plant (0.4m W x 0.4-0.5m H)
SOIL	Well-draining sandy or loamy soils
PH	5.5-7.5
SUN	Full sun to part shade (tolerates dry shade)
WATER	Low once established; drought and heat-tolerant
FLOWERS	Delicate purple flowers in spring followed by small blue berries
WILDLIFE	Berries provide food for small birds and clumping habitat provides cover for lizards and ground-dwelling insects
USE	Borders, mass planting, under trees, verge gardens

CALLISTEMON 'WHITE ANZAC'



A hardy, low-growing and spreading bottlebrush with creamy-white bottlebrush flowers. Unlike its red-flowering cousins, this variety adds a soft, elegant touch to gardens while still attracting bees and birds and will even flower in part shade.

SIZE	Low-growing shrub (1.5-2m W x 1m H)
SOIL	Well-drained soil; tolerates clay and sandy soils
PH	5.5-7.5
SUN	Full sun to part shade (Can tolerate more shade but won't produce many flowers)
WATER	Drought-tolerant once established; appreciates some summer watering
FLOWERS	Creamy-white bottlebrush flowers in spring and summer
WILDLIFE	Attracts pollinators
USE	Low hedge, erosion control



Native
Gardens
Perth



RETIC
RENOVATION

www.reticrenovation.com.au